








FABRIC CLEANING AND RECYCLING INSTRUCTIONS

Symbol							
Explanation	in hand or on the machine	Do not squeeze	Iron on Low Temperature	Washing juice Available.	Not dried in the dryer	Suitable Dry Cleaning	microfiber with cloth Shilling.

Cleaning process for the following cleaning your suggestions follow-up You should. Brush or brushed electric mop you should not use Because This, cleaning during material to the surface damage can give.

Hand washing:

- Soak the fabric in a solution of 1 cup of soap added to 5 liters of hot water. Wash the fabric without rubbing it.
- Use a sponge when necessary. Using a brush is strictly prohibited.
- Rinse thoroughly to remove all soap residue.
- Lay the fabric flat to dry. Do not use a hair dryer or other heater for drying.

Machine Washing:

- Machine wash with cold water (30 °C) and bleach-free detergent.
- Lay the fabric flat to dry. Do not use a hair dryer or other heater for drying.

Ironing:

- Iron at low temperature from the back side of the fabric.
- **Wiping and Stain Removal**
- If the spilled stain is in liquid form, immediately use an absorbent cloth or paper towel. Wipe from the stain towards the middle without applying too much pressure.
- Prepare a solution of 1/4 cup of soap added to 1 liter of hot water.
- Wipe the foam of the solution with a microfiber cloth on the stained area without pressing too much.
- For stubborn stains, leave the foam of the solution on the stained area for 15 minutes.
- Wipe with a damp microfiber cloth to remove all soap residue.
- Repeat the stain removal instructions until the stain is gone.
- Lay the fabric flat to dry. Do not use a hair dryer or other heater for drying.

Fabric Recycling Roadmap:

Our product is produced from 100% polypropylene material.

In order to reuse fabrics in the textile industry after their useful life has expired, the following road map must be followed.

- Waste generated during production should be collected separately from other waste and given to the polypropylene recycling facilities in your region as a priority. Otherwise, it should be given to the municipal recycling line.
- By the end user; When the life of the products in which the fabric is used is completed, the fabric should be separated from other products and given primarily to the polypropylene recycling facilities in your region. Otherwise, it should be given to the municipal recycling line.
- To ensure full recycling of the fabric, there must be no foreign material on it.